



Activities for 4-5s

Number 2, 07/04/2020

Activity 1: Read the *Jessie & Friends* storybook

- Read the *Jessie & Friends* storybook: 'Watching Videos' with your child.
- Use open questions to chat about the storybook. For example:
 - **How did Jessie feel when she watched 'The Funny Tummy Song' video?**
 - **How did Jessie feel when she watched 'The Happy Croccy' video?**
 - **What did Jessie do that made her feel better?**
- If you have a printer – print the storybook and ask your child to complete the activities on page 6 and 7.
No printer? Ask your child to draw a picture of a grown-up who looks after them, and (if they can) write the grown-up's name next to the drawing.

Activity 2: Learn the actions to the song!

- Re-watch the song on the *Jessie & Friends* cartoon, Episode 1 at www.thinkuknow.co.uk/parents/jessie-and-friends-videos/. Use the actions and lyrics sheet to sing along and learn the actions to the chorus.
- If your child would like to they could perform the song for others in their family - face-to-face or on video chat, with your support!



About Thinkuknow

Thinkuknow is the online safety education programme from the National Crime Agency. Once a fortnight, on Tuesdays, we will produce an activity sheet to help you support your child while schools are partially closed.

You'll find lots of support and advice for parents and carers on keeping your child safe online at www.thinkuknow.co.uk/parents/.



Activities for 4-5s

Number 2, 07/04/2020

The Funny Tummy Song

Actions to accompany the chorus. Actions are based on British Sign Language (BSL)

Hands move in a circular motion around the stomach



If it makes you feel funny in your tummy

Hands move in a circular motion around the head



Clawed hand taps the chin



Hand moves from the front of the face downwards to chest height



Hand moves straight across body



Hand moves outwards away from the face




Hand moves up above the head



Right hand moves down onto left palm



Fingers move from the head outwards



3 fingers move up to and touch the forehead



2 fingers cross over 2 fingers on the other hand



*please note that this is BSL for the word 'should'.
The actions can be made using either the left or right hand.



Activities for 4-5s

Number 2, 07/04/2020

The Funny Tummy Song

Jessie and Friends Episode 1



It's fun to play on your device
So much to see and do
Watching funny videos is really cool it's true
Sometimes you might see something
That makes you go 'Uh-oh'
If you feel bad
Put down the pad
Here's what you need to know...



If it makes you feel funny
In your tummy
Worried, scared or sad
Then you must
Tell a grown up you trust
Like a teacher or a mum or dad




If it makes you feel funny
In your tummy
That something's not OK
It's not your fault
Just tell an adult
They'll help to make it go away,
they'll help to make it go away



JESSIE & FRIENDS



Watching Videos – The Storybook



This storybook belongs to

.....



Jessie and Dad are playing a fun game online.




RING
RING

Dad goes to answer the phone.



Jessie wants to watch a video on the tablet.



“

If it makes you feel funny
In your tummy”



“
Worried, scared or sad”



“
Then you must
Tell a grown-up you trust”



“
Like a teacher
Or a mum or dad”






Jessie chooses The Happy Crocodile song.



At first the crocodile is funny. Jessie laughs.





But then the crocodile snaps its teeth!



Jessie is scared.





Dad turns off the video.



Jessie feels better.

Colour
Jessie & Dog

